

TABELA KURSÓW WALUT GŁÓWNYCH


























| Kraj | Waluta | Dewizy | | Środek |
|-------------|-------------------------------------------------------------------------------------------------|--------|----------|--------|
| | | kupno | sprzedaz | |
| Australia | 1 AUD  | 2.7373 | 2.9066 | 2.8219 |
| Czechy | 1 CZK  | 0.1741 | 0.1849 | 0.1795 |
| Dania | 1 DKK  | 0.5976 | 0.6345 | 0.6161 |
| Euro | 1 Euro  | 4.4441 | 4.7190 | 4.5816 |
| Japonia | 100 JPY  | 3.4450 | 3.6581 | 3.5515 |
| Kanada | 1 CAD  | 2.9977 | 3.1831 | 3.0904 |
| Norwegia | 1 NOK  | 0.4258 | 0.4522 | 0.4390 |
| USA | 1 USD  | 3.7842 | 4.0182 | 3.9012 |
| Szwajcaria | 1 CHF  | 4.1458 | 4.4022 | 4.2740 |
| Szwecja | 1 SEK  | 0.4349 | 0.4617 | 0.4483 |
| Węgry | 100 HUF  | 1.2719 | 1.3506 | 1.3112 |
| W.Brytania | 1 GBP  | 5.1991 | 5.5207 | 5.3599 |

TABELA KURSÓW WALUT EGZOTYCZNYCH

| Kraj | Waluta | Dewizy | | Środek |
|-------------|-------------------------------------------------------------------------------------------|--------|----------|--------|
| | | kupno | sprzedaz | |
| CHINY | 1 CNY  | 0.5841 | 0.6202 | 0.6022 |
| Hong Kong* | 1 HKD  | 0.4858 | 0.5159 | 0.5008 |
| Bułgaria | 1 BGN  | 2.2781 | 2.4063 | 2.3422 |
| Izrael | 1 ILS  | 1.1755 | 1.2479 | 1.2117 |
| Meksyk* | 1 MXN  | 0.1866 | 0.1981 | 0.1923 |
| N Zelandia* | 1 NZD  | 2.6228 | 2.7858 | 2.7043 |
| Rosja* | 1 RUB  | 0.0511 | 0.0543 | 0.0527 |
| RPA* | 1 ZAR  | 0.2504 | 0.2658 | 0.2581 |
| Rumunia* | 1 RON  | 0.9017 | 0.9569 | 0.9293 |
| Singapur* | 1 SGD  | 2.7909 | 2.9634 | 2.8772 |
| Tajlandia* | 1 THB  | 0.1146 | 0.1217 | 0.1181 |
| Turcja* | 1 TRY  | 0.4493 | 0.4769 | 0.4631 |
| Chorwacja | 1 HRK  | 0.5932 | 0.6294 | 0.6113 |

SPOT : 2021-08-26

TABELA KURSÓW CROSSOWYCH

| Para | Dewizy | | Środek |
|---------------|---------|----------|---------|
| | Kupno | Sprzedaz | |
| EURUSD | 1.1392 | 1.2097 | 1.1744 |
| EURGBP | 0.8292 | 0.8805 | 0.8548 |
| EURCHF | 1.0398 | 1.1041 | 1.0720 |
| EURHUF | 338.90 | 359.91 | 349.41 |
| EURJPY | 125.13 | 132.88 | 129.01 |
| EURRON | 4.7806 | 5.0795 | 4.9301 |
| EURSEK | 9.9128 | 10.5273 | 10.2201 |
| EURCAD | 1.4381 | 1.5271 | 1.4826 |
| EURCZK | 24.7544 | 26.2949 | 25.5246 |
| EURCNH | 7.3801 | 7.8373 | 7.6087 |
| GBPUSD | 1.3327 | 1.4151 | 1.3739 |
| USDCHF | 0.8853 | 0.9402 | 0.9127 |
| GBPCHF | 1.2163 | 1.2917 | 1.2540 |